

POTENTIOMETER WITH KILL SWITCH

Thank You for choosing killpot!

This product is combination of high quality potentiometer and momentary tactile switch, which allows you to achieve so called "Machine Gun" effect on your guitar.

The principal of operation is to momentarily and noiselessly kill the sound by pushing the potentiometer knob down. Due to extremely short travel distance of the tactile switch it is easy to achieve stroking much faster than with toggle switches or regular pushbuttons or foot pedals. And it is always under you hand!

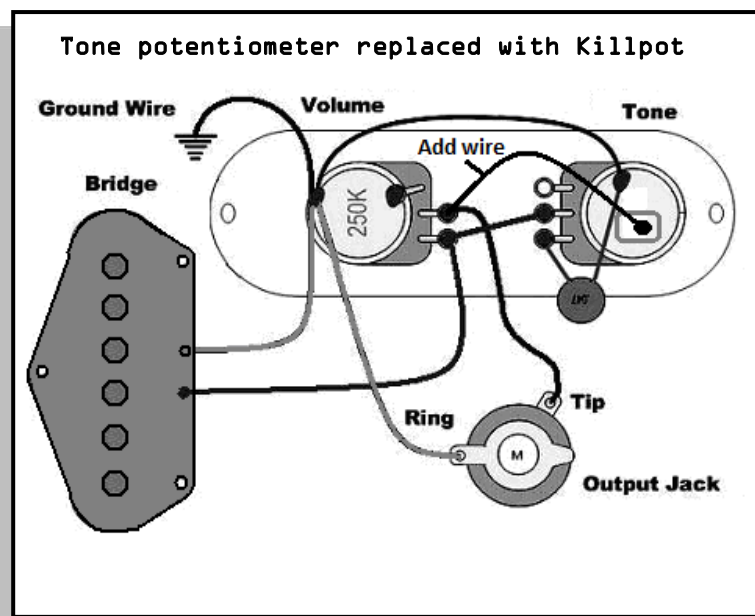
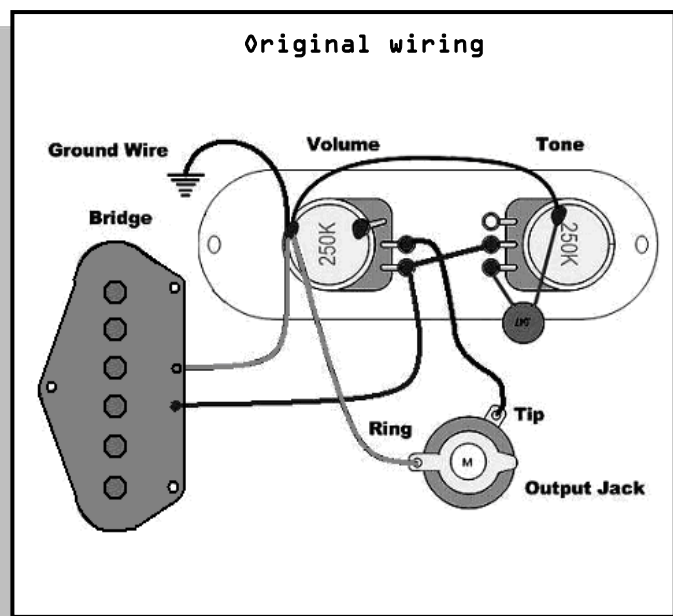
In the same time, special mounting of this killpot makes it very quiet in operation.

Installation.

This killpot replaces your original Volume or Tone potentiometer completely in the same way that is connected in your guitar. The only difference - is the killswitch, which should be connected to same points where wires from output jack are connected. So when you push the knob, the output of guitar will be shorted with killswitch - that's the whole idea! And it is easy as 1-2-3-4:

1. Take picture of your original connections before you start ruining it, so you will have clear view of how it should be connected.
2. Take either potentiometer, Volume or Tone (whatever is convenient for you to use as killswitch), off the guitar body and unsolder all connections from it.
3. Install the killpot instead and re-connect everything as you have pictured before, including connections to the potentiometer's case.
4. Connect with wire (supplied) the rectangular pad of killswitch to the same point where the wire from Tip of output jack is connected, see below:

Example of Esquire modification:



Notes:


i. Only single taper potentiometers without push-pull switch attached could be replaced.



YES




NO



NO

ii. Care must be taken when soldering connections. Double check your solder joints to verify a proper connection quality.



iii. Make sure rectangular pad is NOT shorted to the case of killpot or to wires connected to the case. This rectangular pad is only to be connected to same point where the wire from output jack tip (signal wire) comes to.

Mounting kit includes: metal washer, nut and two rubber washers. Rubber washers are to damp any possible mechanical noise from the killpot, before it reaches the wooden body of guitar, which will make it louder. Therefore, when you mount the killpot make sure rubber washers are placed between wood and killpot, and between wood and nut with metal washer:

